



HOFFMAN BOOTS
"Built to Climb"

LINEMAN
2022-2023



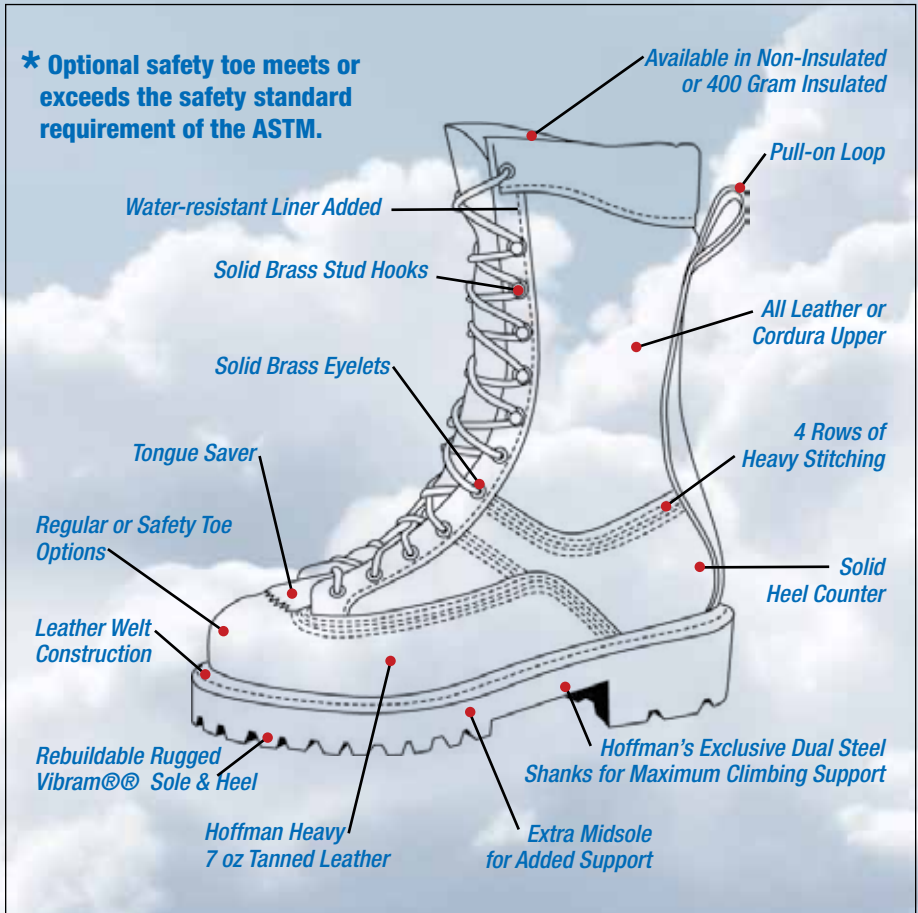
1-800-925-1599
www.hoffmanboots.com

From us to you...

At Hoffman Boots, our family-owned business has had the same motto from the beginning: **offer a high quality, functional product at a fair price, and let that be the basis of our company's future.** For five decades now, that is what we at Hoffman's have done.

We know that there are a lot of choices for you, the consumer, to choose from in footwear. That's why we spend extra time and research in offering you the best quality materials we can find in each and every pair of Hoffman's boots. We take pride in knowing that every pair of our Hoffman pacs uppers are made in Kellogg, Idaho. From our high-quality, industrial-grade, waterproof bottoms that resist cracking and premature rebuilds, to our exceptional form-fitting, oil-tanned leather uppers, you can be sure that the boots you are buying have stood the test of time.

If you ever have a question or suggestion, or if you just need help in choosing the right boot for you, feel free to call. Our friendly staff will gladly take the time to help you select the proper boot. Also, be sure to look at Hoffman's sure-fit guarantee. We want you to feel as confident as we do, so when you place an order with us, you'll receive a boot that meets your high expectations. All of us here at Hoffman's would like to thank you for your interest in our boots.



HOFFMAN'S POWERLINES... BUILT TO CLIMB

10" EH HOFFMAN POWERLINE

(composite toe optional)

The 10" Powerline features a leather and Cordura upper for light weight and breathability. The water-resistant lining helps keep you dry no matter what the weather is doing. A full cushion insole and padded leather collar add all-day comfort. We also added Hoffman's unique dual steel shank system that provides more climbing support than any boot on the market. For those needing a safety toe boot, the Powerline is available in both composite toe and soft toe. A Vibram® sole provides long time wear and excellent traction. Try a pair of 10" Powerline boots and see for yourself what all the hype is about! Note: the Powerline has a waterproof lining. *(Although waterproof failure is rare in the construction of this boot, Hoffman's will not warranty the waterproofness of this boot.)*



#LPower (Soft Toe) #CTPower (Composite Toe EH Rated)

- Dual Steel Shanks for Climbing Support
- Available in Soft or Composite Toe
- Meets F2413-18 (Safety Toe) or F2892-18 (Soft Toe) EH Rating
- Leather and Cordura Upper for Lighter Weight
- Water-Resistant Liner
- D and EE Widths Available
- Sizes: D: 5-12 w/ Half Sizes, 13, 14, 15
EE: 7-12 w/ Half Sizes, 13, 14, 15



ALL-LEATHER EH POWERLINE *(composite toe optional)*

If you're looking for our Powerline boot with all-leather uppers, then look no further. Our All-Leather EH Powerline features an all-leather upper created with more leg and ankle support than our standard Powerline. Built with the same terrific features that all of our Powerlines have, this boot features a water-resistant lining, dual steel shanks and a Vibram® lug sole for great performance. This functional boot performs as well as it looks. Our All-Leather Powerline is available in soft or composite toe, and is available in both D and EE widths. Lace up a pair of these boots and you'll enjoy the comfort and durability that they provide. *(Although waterproof failure is rare in the construction of this boot, Hoffman's will not warranty the waterproofness of this boot.)*

#600 (Soft Toe)

#600CT (Composite Toe)

- All-Leather Upper for Additional Support
- Available in Soft or Composite Toe
- Meets F2413-18 (Safety Toe) or F2892-18 (Soft Toe) EH Rating
- Dual Steel Shanks
- Water-Resistant Liner
- D and EE Widths Available
- Sizes: D: 6-12 w/ Half Sizes, 13, 14,15; EE: 7-12 w/ Half Sizes, 13, 14, 15



10" INSULATED POWERLINE *(composite toe optional)*



Our Powerline boot has become so popular that we have decided to add an insulated version for those working in cooler climates. This boot features all that you enjoy about our regular Powerline boot: dual steel shanks, water-resistant lining and an easy break-in period. We've added 400 grams of Thinsulate to add warmth on cooler days. The insulated Powerline is offered in both soft toe and composite toe, which meet ASTM standards for added safety. *(Although waterproof failure is rare in the construction of this boot, Hoffman's will not warranty the waterproofness of this boot)*

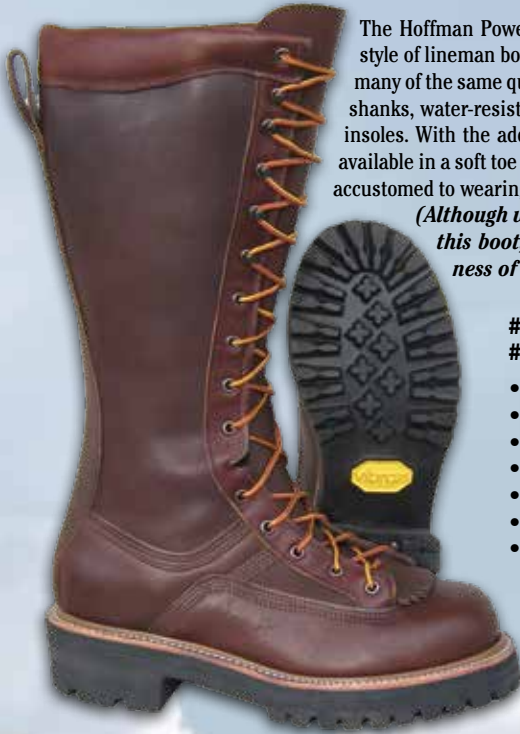
#INSPower (Soft Toe)

#INSSTPower (Composite Toe EH Rated)

- Dual Steel Shanks for Climbing Support
- Available in Soft or Composite Toe
- Leather and Cordura Upper for Lighter Weight
- Water-Resistant Liner
- EH Rated
- D and EE Widths Available
- 400 Gram Thinsulate
- Sizes: D: 7-12 w/ Half Sizes, 13, 14; EE: 8-12 w/ Half Sizes, 13, 14



16" ALL LEATHER POWERLINE *(composite toe available)*



The Hoffman Powerline series has quickly become the most popular style of lineman boot we make. The 16" All Leather Powerline features many of the same qualities as the rest of our Powerline boots: dual steel shanks, water-resistant lining, rugged Vibram® soles and full cushion insoles. With the addition of the 7–8 oz leather upper, these boots are available in a soft toe or EH rated composite toe for added safety. If you are accustomed to wearing a taller boot, give our 16" Leather Powerline a try. *(Although waterproof failure is rare in the construction of this boot, Hoffman's will not warranty the waterproofness of this boot.)*

#850 (Soft Toe)

#850CT (Composite Toe)

- Dual Steel Shanks for Climbing Support
- Available in Soft or Composite Toe
- 7–8 oz Leather Upper
- Water-Resistant Liner
- EH Rated
- D and EE Widths Available
- Sizes: D: 7-12 w/ Half Sizes; 13, 14
EE: 8-12 w/ Half Sizes; 13




16" HOFFMAN POWERLINE *(composite toe optional)*

Our 16" Powerline has all the same great features as the 10" version, but features a 16" upper. A water-resistant liner will help keep your feet dry and our dual shanks offer excellent climbing support. A full cushion insole and a flexible midsole provide easy break-in and comfort. Available in soft toe or EH Rated composite toe. *(Although waterproof failure is rare in the construction of this boot, Hoffman's will not warranty the waterproofness of this boot.)*

#16Power (Soft Toe)

#16CTPower (Composite Toe)

- Dual Steel Shanks for Climbing Support
- Available in Soft or Composite Toe
- Leather and Cordura Upper for Lighter Weight
- Water-Resistant Liner
- EH Rated
- D and EE Widths Available
- Sizes: D: 7-12 w/ Half Sizes, 13, 14;
EE: 8-12 w/ Half Sizes, 13





XT POWERLINE

We are excited to introduce a NEW boot in the Powerline family. The New XT Powerline builds on the success of our Powerline series by adding some technical features that make this boot safer. The XT Powerline adds extra arc flash protection by adding FR Fabric to the sides of the boot while help keeping the boot breathable. A leather toe cap was added to the boots for extra durability in the toe area. Our long lasting industrial laces are included to help prolong lace life and slow the wear on the boot hardware. Our Dual Steel Shanks for outstanding climbing support comes standard on the XT Powerline. A water resistant membrane, contour cushion insoles and boot tongues are all features found on this outstanding boot. For your convenience, a soft toe or composite safety toe is available. Composite toe meets ASTM F2413-18 EH standard. Made in the

USA. *(Although waterproof failure is rare in the construction of this boot, Hoffman's will not warranty the waterproofness of this boot.)*



#XT Power (Soft Toe)

#CT XT Power (Composite Toe)

- Dual Steel Shanks for Climbing Support
- Available in Soft or Composite Toe
- EH Rated
- Water Resistant Liner
- FR Fabric for Arc Flash Protection
- Added Toe Cap

Sizes D: 7-12 w/ Half Sizes, 13, 14, 15
EE: 8-12 w/ Half Sizes, 13, 14, 15





We have had several requests from linemen serving in the armed forces to develop a boot that can be worn with their current uniform colors.

The Military Powerline Series is available in Coyote color with a 10" leather/Cordura upper.

- A waterproof liner that keeps water out while allowing the boot to breathe.
- A durable Vibram® Olympia style sole offers great wear and durability.
- The upper features four generous rows of stitching for durability, solid eyelets, and laces that tie quickly.
- Our unique dual steel shank system and double midsoles offer unsurpassed climbing support.
- A safety toe meets the ASTM F2413-18 standard and is also Electrical Hazard Approved to ASTM F2413-18

10" COYOTE POWERLINE

Our 10" Steel Toe Coyote Powerline was created to meet the color requirements for the coyote color uniforms. This boot has many of the same features found in our other Powerline boots.

#Coyote

- Dual Steel Shanks for Climbing Support
- Steel Toe (F2413-18)
- EH Rated
- Leather/Cordura Upper for Lighter Weight
- Waterproof Liner
- D and EE Widths Available
- Sizes: D: 6-14 w/ Half Sizes, 15
EE: 5-12 w/ Half Sizes, 13, 14



Hoffman CLASSIC

6" CLASSIC *(Composite Toe Available)*

The 6" Classic was built to be the most versatile hiking style boot for linemen on the market. We started with a quality leather upper that features a seamless vamp then added a rubber rand for additional protection. A waterproof bootie is added to ensure all day comfort and to help keep moisture out. For stability and lateral support, a full length toe-to-heel nylon midsole provides your foot with a solid platform that reduces leg fatigue. There is no need to change boots when climbing. With our dual shank system added, climbing poles in comfort is what you can expect with the 6" Classic. Other features included a padded Achilles heel collar and Hoffman's dual density contour insole for added comfort. Solid hardware and a durable Vibram outsole with high clearance for a gaff come standard. Available in both soft toe and a composite safety toe.

6" Classic (Soft Toe)

6" CT Classic (Composite Toe)

- 6" Leather Upper
- Water Resistant Membrane
- Dual Shank Climbing Support
- EH Rated
- Meets F2413-18 (Safety Toe) or F2892-18 (Soft Toe) EH Rating
- Rugged Vibram Outsole
- Contour Insole
- Medium and Wide Widths
- Sizes 7-12 w/ Half Sizes, 13, 14





CS

8" CLASSIC *(Composite Toe Available)*

The 8" Classic comes standard with all of the same features found on the 6" Classic. A quality leather upper that features a seamless vamp and a rubber rand for additional protection provide outstanding wear. Hoffman's dual shank system provides excellent climbing support while on the pole. A waterproof bootie is added to ensure all day comfort and to help keep moisture out. For stability and lateral support, a full length toe-to-heel nylon midsole, provides your foot with a solid platform that reduces leg fatigue. Other features included a padded collar and Hoffman's dual density contour insole for added comfort. Solid hardware and a durable Vibram outsole with high clearance for a gaff come standard. Available in both soft toe and a composite safety toe.

8" Classic (Soft Toe)

8" CT Classic (Composite Toe)

- 8" Leather Upper
- Water Resistant Membrane
- EH Rated
- Meets F2413-18 (Safety Toe) or F2892-18 (Soft Toe) EH Rating
- Dual Shank Climbing Support
- Rugged Vibram Outsole
- Contour Insole
- Medium and Wide Widths
- Sizes 7-12 w/ Half Sizes, 13, 14



Hoffman DRI-LINE



NEW EH DRI-LINE II

Our new Dri-line II is the latest boot developed in the Dri-Line family. It features a 10" upper with 7 oz. oil tanned leather upper. A waterproof bootie is used to help keep water out and add cushion to the boot. Our heavy duty dual shank system provides you with extra climbing support and a side patch on the inside upper helps extend the life of the boot. Solid brass hooks and eyelets, supportive heel counter, Vibram lug sole and three rows of stitching are all quality features added to this boot. The 10" EH Hoffman Dri-Line II is available in both a composite toe and soft toe. Composite Toe meets the ASTM2413-18 EH rating.

#Dri-line2

- Dual Steel Shanks for Climbing Support
- Waterproof Lining Keeps Water Out
- Additional Lineman's Patch
- Meets F2413-18 (Safety Toe) or F2892-18 (Soft Toe) EH Ratings
- Sizes:
D Width 7–12 w/ Half Sizes, 13, 14
EE Width 8–12 w/ Half Sizes, 13



Hoffman — Meindl Soft Toe Climbers

For years, **Hoffman Boots** has been known as an innovator in the lineman boot field. Offering more than 30 different models of boots for linemen to choose from, Hoffman's has become the number one source for lineman boots in America. However, we vow to never rest on our past accomplishments. Providing linemen with the newest, most innovative footwear is our passion, a passion that has led us to the development of our new mountaineering style of safety footwear.

For years, **Meindl Boot Company** has developed the highest quality mountaineering style footwear in the world. Their technology and innovative designs have provided outdoor enthusiasts with some of the best quality footwear available. Hoffman Boots has now partnered with Meindl to bring this rugged, mountaineering footwear to the utility industry.

With the combination of Meindl's rugged all-leather mountaineering style upper, a Gore-Tex lining, optional ASTM safety toe, durable hardware and Hoffman's exclusive dual steel shank system, we have created the ultimate safety boot for linemen. For those who do not climb, yet still enjoy quality craftsmanship, our single shank safety toe version (Page 32) is also available. Meets the ASTM F2413-18 EH standards.

Hoffman and Meindl Boots - two historic companies with years of experience coming together to develop a new line of footwear designed for the utility field.

The Meindl boots feature a Gore-Tex membrane. Once Hoffman's adds dual shanks to the boots, neither Hoffman's nor Meindl warranty the waterproofness of the boot.

6" MEINDL CRUISER LINEMAN (soft toe)

Our 6" Soft Toe Cruiser boot has everything you expect from a high quality, mountaineering style lineman boot. A premium full-grain leather upper features a seamless vamp construction to protect against abrasion and moisture. A breathable Gore-Tex membrane helps keep your feet dry in damp weather. The addition of a reinforced rubber rand around the upper is added for abrasion resistance. The 6" Cruiser Lineman features our unique double shank system for climbing. Cushioned insoles and sturdy rust resistant hardware makes this boot a welcome addition. (Single shank version of this boot available on pg. 32)



#6" CruiserLine

- Soft Toe
- F2892-18 EH Rating
- One-Piece Leather Upper
- Gore-Tex Water-Resistant Liner
- Dual Steel Shanks
- Added Rubber Rand for Abrasion Protection
- Sizes 7-12 w/ Half Sizes, 13

FITTING TIPS: All Meindls order 1/2 size smaller than normal.

10" MEINDL LOGGER LINEMAN *(soft toe)*




A serious boot for rugged linemen, the 10" soft toe **Logger Lineman** is made with a one-piece vamp of 3 mm top grain leather on top of stiff nylon midsoles and Hoffman's dual steel shanks. A breathable Gore-Tex membrane helps keep you dry and a cushioned insole adds additional comfort. This boot is sure to become your favorite lineman boot due to its awesome climbing and lateral support. *(Single shank versions of this boot available on pg. 32)*

#LoggerLine

- Soft Toe
- F2892-18 EH Rating
- One Piece Leather Upper
- Gore-Tex Water-Resistant Liner
- Dual Steel Shanks
- Added Rubber Rand for Abrasion Protection
- Sizes 6-12 w/ Half Sizes, 13

10" MEINDL INSULATED KOOTENAI LINEMAN *(soft toe)*



The Kootenai Lineman is the same great boot as above with the addition of **400 grams of Thinsulate** insulation for added warmth and comfort. This boot is geared for those working in cooler conditions. A premium full-grain leather upper features a one-piece vamp construction to better protect against abrasion and moisture. Dual shanks, a rubber rand for added abrasion protection and a rugged Vibram® lug sole, all add to the boots overall value. *(Single shank versions of this boot available on pg. 32)*

#KootenaiLine

- Soft Toe
- F2892-18 EH Rating
- One-Piece Leather Upper
- Gore-Tex Water-Resistant Liner
- 400 Grams of Thinsulate
- Dual Steel Shanks
- Added Rubber Rand for Abrasion Protection
- Sizes 7-12 w/ Half Sizes, 13

Hoffman — Meindl Safety Toe Climbers



6" MEINDL SAN RAMON LINEMAN *(safety toe)*

Our 6" Safety Toe San Ramon lineman boot has everything you expect from a high quality, mountaineering style lineman boot. A safety toe that meets the ASTM F2413-11 safety standard, along with an EH rating, adds protection to your job. A premium full-grain leather upper features a one-piece vamp construction to better protect against abrasion and moisture. A breathable Gore-Tex membrane helps keep your feet dry in damp weather. The addition of a reinforced rubber rand around the upper is added for abrasion resistance. The 6" San Ramon Lineman features our unique double shank system for climbing purposes. *(Single shank versions of this boot available on pg. 32)*



#6" San Ramon Line

- Safety Toe That Meets ASTM F2413-18 Standard
- EH Rated
- One-Piece Leather Upper
- Gore-Tex Water-Resistant Liner
- Dual Steel Shanks
- Sizes 7-12 w/ Half Sizes, 13, 14


Hoffman — Meindl Safety Toe Climbers

10" MEINDL EUREKA LINEMAN *(safety toe)*

A taller version of our San Ramon boot, the **10" Eureka Lineman** is geared for those needing a supportive upper along with an ASTM approved safety toe. A premium full-grain leather upper features a seamless one-piece vamp construction to better protect against abrasion and moisture. A breathable Gore-Tex membrane helps keep your feet dry in damp weather. The addition of a reinforced rubber rand around the upper is added for abrasion resistance. The 10" Safety Toe Eureka Lineman features our unique double shank system for climbing purposes. Cushioned insoles and sturdy rust resistant hardware makes this boot a welcome addition for those needing a safety toe. *(Single shank versions of this boot available on pg. 32)*

#Eureka Line

- Safety Toe That Meets ASTM F2413-18 Standard
- EH Rated
- One-Piece Leather Upper
- Gore-Tex Water-Resistant Liner
- Dual Steel Shanks
- Sizes 7-12 w/ Half Sizes, 13, 14



10" MEINDL INSULATED SIERRA LINEMAN *(safety toe)*

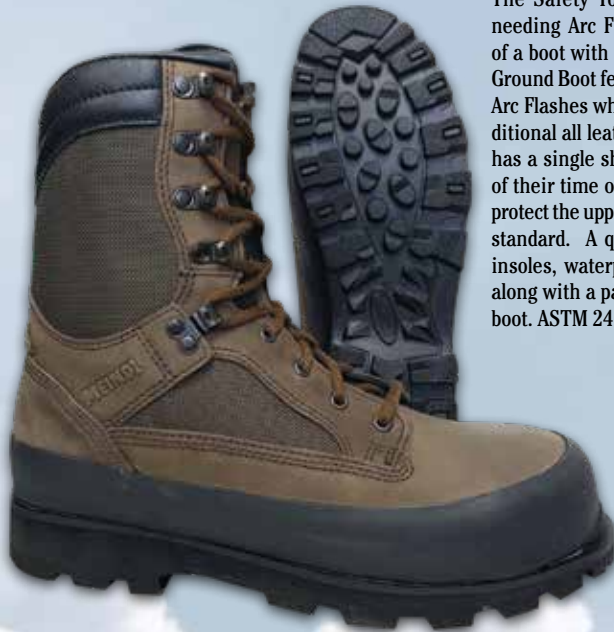
The **10" Safety Toe Sierra** adds warmth and support to every step. With this mountaineering-style boot, ankle and leg support is at a premium. This boot features **400 grams of thinsulate** insulation and Hoffman's dual steel shank system for outstanding climbing support. Heavy duty one-piece leather uppers, cushioned insoles and solid hardware complete this wonderful boot. *(Single shank versions of this boot available on pg. 32.)*

#Sierra Line

- Safety Toe That Meets ASTM F2413-18 Standard
- EH Rated
- 400 Grams of Insulation
- One-Piece Leather Upper
- Gore-Tex Water-Resistant Liner
- Dual Steel Shanks
- Sizes 7-12 w/ Half Sizes, 13



NEW MEINDL ST WORKMAN GROUND BOOT



The Safety Toe Workman was designed for those needing Arc Flash protection with the breathability of a boot with fabric side panels. The new Workman Ground Boot features a FR Fabric that protects against Arc Flashes while allowing more ventilation than traditional all leather boots. The Workman Ground boot has a single shank for those who spend the majority of their time on the ground. A full rubber rand helps protect the upper and a pair of fire retardant laces come standard. A quality rubber sole, cushioned contour insoles, waterproof bootie and triple stitched upper along with a padded leather color completes this new boot. ASTM 2413-18 EH rated.

#VWorkman Ground

- Single Shank
- Ground Sole for Ground Use
- Water-Resistant Bootie Helps You Stay Dry.
- FR Fabric For More Breathability
- Solid Rubber Rand For Extended Wear
- Sizes 7-12, 13, 14

NEW ST WORKMAN LINEMAN BOOT



The Safety Toe Workman Lineman boot is the same boot as above with the addition of Hoffman's Dual Steel Shank System. Our exclusive shank system adds the additional climbing support needed when climbing. The added 2 piece Vibram 100 sole features a 90 degree climbing heel that easily holds a gaff. All other features are the same. ASTM 2413-18 EH rated.

#LWorkman Line

- Hoffman's Dual Steel Shank System
- Climbing Sole w/ 90 Degree Heel
- Water resistant bootie helps you stay dry.
- FR fabric for more breathability
- Solid Rubber Rand For Extended Wear
- Sizes 7-12, 13, 14



The Hoffman Armor Pro is one of the toughest boots that we have in our line. The non-cracking rubber coating around the foot area helps protect the upper and is very abrasion resistant. A heavy duty toe-to-heel nylon midsole, plus an added steel shank gives this boot extra climbing support in the arch.

8" ARMOR PRO (soft toe)

"Unique" is the best way to describe Hoffman's 8" **Armor Pro** boot. A rugged rubber coating has been bonded to the leather to add unsurpassed protection to the upper of this boot. This non-cracking material prolongs the wear of the boot and provides extra support. A full toe-to-heel nylon midsole and an added climbing shank gives plenty of climbing support. A waterproof Sympatec liner keeps water out and provides all day dryness. If you like the look and feel of a mountaineering style boot, you need to give the **Armor Pro** a try.

Armor Pro Features:

- One-Piece Vamp Construction Eliminates Seams That Can Cause Discomfort.
- 8" Tall Uppers Constructed With 2.8mm Full-Grain Leather.
- Stark Rubber Coating on Leather for Highly Abrasive Environments.
- Heavy Nylon Midsoles Provide the Support Needed on Uneven Terrain.
- Waterproof Sympatec Membrane and Rubber Coating Keeps the Moisture Out.
- Vibram® FAR Slip-Resistant High-Traction Sole.
- Non-Insulated.
- Heavy Nylon Midsole with Added Steel Shank For Climbing Support.
- Sizes: Medium Width:
(7-12 w/ Half Sizes, 13, 14, 15)
Wide Width:
(8-12 w/ Half Sizes, 13)

#8 Arm Vib



Hoffman OR PRO

The one-piece leather upper in the vamp area eliminates much of the stitching, creating a more durable upper with less stitching issues. We have added a waterproof Sympatec lining, coupled with solid hardware, a cushioned insole and a high traction Vibram® outsole to complete this fantastic boot.

NEW 8" INSULATED ARMOR PRO

Because of the popularity of the 8" Armor Pro, Hoffman's has decided to add a new insulated version of this well designed boot. The Insulated Armor Pro features 400 grams of thinsulate to help keep you warm when the weather turns fowl. Its Armor coating makes this one of the toughest boots we have had in our line and has become an instant favorite for those who work in harsh conditions. This boot has all of the same great features found in the non-insulated version but with more warmth added.

Insulated Armor Pro Features:

- One-Piece Vamp Construction Eliminates Seams That Can Cause Discomfort.
- 8" Tall Uppers Constructed With 2.8mm Full-Grain Leather.
- Insulated with 400 Gram Thinsulate.
- Stark Rubber Coating on Leather for Highly Abrasive Environments.
- Heavy Nylon Midsoles Provide the Support Needed on Uneven Terrain.
- Waterproof Sympatec Membrane and Rubber Coating Keeps the Moisture Out.
- Vibram® FAR Slip-Resistant High-Traction Sole.
- Heavy Nylon Midsole with Added Steel Shank For Climbing Support.
- Sizes: Medium Width:
(7-12 w/ Half Sizes, 13, 14)
Wide Width: (8-12 w/ Half Sizes, 13)

#INS Arm



NEW RHINO BOOT

The 6" Rhino is a hiking style boot with the tuff Armor coating added. This boot has the same quality features added as the Armor pro, but with a 6" upper.



Rhino Features:

- One-Piece Vamp Construction Eliminates Seams That Can Cause Discomfort.
- 6" Tall Uppers Constructed With 2.8mm Full-Grain Leather.
- Stark Rubber Coating on Leather for Highly Abrasive Environments.
- Heavy Nylon Midsoles Provide the Support Needed on Uneven Terrain.
- Waterproof Sympatec Membrane and Rubber Coating Keeps the Moisture Out.
- Vibram Masai High Traction Sole.
- Non-Insulated.
- Sizes: Medium Width: (7-12 w/ Half Sizes, 13, 14)
Wide Width: (8-12 w/ Half Sizes, 13)

#Rhino Vib

10" ARMOR PRO

Looking for a taller version of the Armor Pro? You're not alone. We have had many request for a 10" version of this boot and now we do. The new 10" Armor Pro has all the great features found in the 8" Armor Pro with additional height for more leg protection.



Armor Pro Features:

- One-Piece Vamp Construction Eliminates Seams That Can Cause Discomfort.
- 10" Tall Uppers Constructed With 2.8mm Full-Grain Leather.
- Stark Rubber Coating on Leather for Highly Abrasive Environments.
- Heavy Nylon Midsoles Provide the Support Needed on Uneven Terrain.
- Waterproof Sympatec Membrane and Rubber Coating Keeps the Moisture Out.
- Vibram® FAR Slip-Resistant High-Traction Sole.
- Non-Insulated.
- Sizes: Medium Width: (7-12 w/ Half Sizes, 13, 14)
Wide Width: (8-12 w/ Half Sizes, 13)

#10Arm Vib

7" WOMAN'S ARMOR PRO

Ladies, we have not forgot about you. Finding a durable work boot in woman's sizes is nearly impossible.... until now. The Armor Pro boot has been one of the best boots Hoffman's has offered to our customers. The durability and performance of this boot has been second to none. This boots has all the same durable features that our regular Armor Pro has, just built for the ladies.



#Wom Arm Vib (Vibram Sole)

- Available in Woman's Sizes
- One Piece Vamp Construction Eliminates Seams That Can Cause Discomfort.
- Stark Rubber Coating for Highly Abrasive Environments
- Waterproof Sympatec Membrane Added


Woman's Sizes: 6-10

6" OR 8" COMPOSITE TOE ARMOR PRO

Our Composite Toe Armor Pro boot has the same great features found in our regular Armor Pro boot with the addition of a **composite safety toe**. A great choice for someone who enjoys the comfort and durability of our mountaineering boots, but needs the added protection of a safety toe for work. EH rated and meets the current ASTM 2413-18 safety toe standard.

Armor Pro Features:

- Composite Safety Toe, EH Rated
- One-Piece Vamp Construction Eliminates Seams That Can Cause Discomfort.
- 6" Or 8" Tall Uppers Constructed With 2.8mm Full-Grain Leather.
- Stark Rubber Coating On Leather For Highly Abrasive Environments.
- Heavy Nylon Midsoles and Extra Steel Shanks Provide the Support Needed On Uneven Terrain or When Climbing.
- Waterproof Sympatec Membrane and Rubber Coating Keeps the Moisture Out.
- Vibram® FAR Slip-Resistant High-Traction Sole.
- Non-Insulated For Moderate Conditions.




Medium Width
(7-12 w/ Half Sizes, 13, 14)

Wide Width
(8-12 w/ Half Sizes, 13)

6" CT Armor Pro

8" CT Armor Pro

NEW 6" SUMMIT



#Summit

A mid-height mountain boot ideal for work, backpacking or early season hunts where the terrain is both extreme and unforgiving. The Summit has many great features. A SympaTex waterproof bootie is added to provide waterproof protection for those unexpected wet days. A 5 1/2 MM Nylon mid-sole provides excellent lateral and foot support while providing the flex needed while making an ascent. The long-wearing Vibram Dolent sole features an alpine tread design with high edging stability for precise footing and a self-cleaning tread profile. A protective rubber rand is added to this excellent boot to help protect the leather upper from abrasion. The Summit is an excellent choice for early season hunters, backpacking and also as a work boot for light line work and other tasks.

Summit Features:

- 100% Waterproof Sympatex Membrane
- Dual density PU Cushion Insole
- Long wearing Vibram Dolent™ Outsole
- 5 1/2 MM Nylon Mid-sole for Support
- Non-insulated 3.8 lbs/Pair (Size 9)
- Made in Italy
- Sizes: 7-13 w/ Half Sizes, 14

NEW #9010 & #9017 HOFFMAN LINEMAN SAFETY TOE

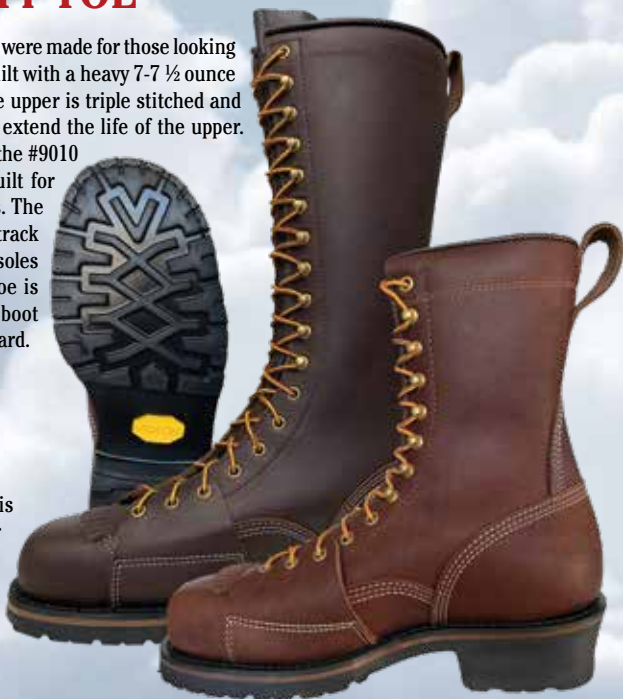
The Hoffman 10" #9010 and 17" #9017 were made for those looking for an unlined boot. They both are built with a heavy 7-7 1/2 ounce oil tanned walnut brown leather. The upper is triple stitched and features a leather side patch to help extend the life of the upper. Built with a semi lace-to-toe design, the #9010 and #9017 are no-nonsense boots built for lineman, arborist and cable installers. The Vibram 1270 outsole is designed to track less debris than traditional Vibram soles and features a EH rating. A safety toe is added for your protection and this boot meets the ASTM2413-18 safety standard.

#9010 & #9017 Features:

- Unlined Leather Upper
- Safety Toe
- Vibram 1270 Sole Tracks Less Debris
- Climbing Patch for Extended Upper Wear
- Sizes: D: 8-12 w/ Half Sizes, 13, 14
E: 9-12 w/ Half Sizes, 13

#9010 – 10"

#9017 – 17"



10", 12" & 16" HOFFMAN POLE CLIMBER

(Steel Toe Optional)

Built especially for climbing, the **Hoffman Pole Climber** features a double layer of 7–8 oz. **oil-tanned leather**, which covers the entire foot area to ensure strength and protection to the vamp. The most popular feature that linemen have come to enjoy is our unique **dual steel shank system**, which offers unheard-of arch support and comfort. Solid brass hooks and eyelets, durable waterproof heel counters, and triple stitched lace-to-toe uppers make this boot a popular choice among linemen. A removable contour cushioned insole is added to provide extra comfort and support to every step.

- Dual Steel Shanks for Climbing Support
- Double Leather Vamp for Extra Wear and Support
- **Optional ASTM Steel Toe Available**
- Rugged Vibram® Lug Outsole
- Resolable for Years of Service



Non-Steel Toe

#L192 10" Sizes 7-12 w/ Half Sizes, 13 (D and E), 14 (D width)

#L292 12" Sizes 7-12 w/ Half Sizes, 13 (D and E), 14 (D width)

#L652 16" Sizes 7-13 w/ Half Sizes (D and E), 14 (D width)

Steel Toe

#L2210ST 10" Sizes 7-12 w/ Half Sizes, 13, 14 (D width); 8-12 w/ Half Sizes, 13 (E and EE width)

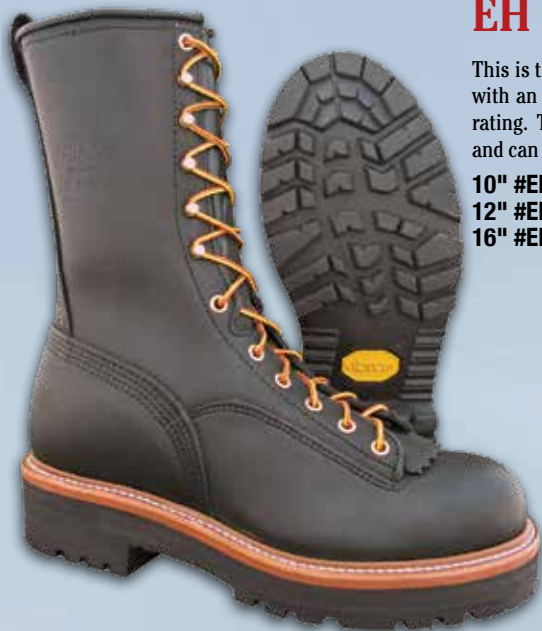
#L2212ST 12" Sizes 7-12 w/ Half Sizes, 13 (D and E), 14 (D width)

#L2216ST 16" Sizes 8-12 w/ Half Sizes, 13 (D and E), 14 (D width)

*w/rough-out leather
vamp, soft toe only*



EH POLE CLIMBER



This is the same boot as our Steel Toe Pole Climbers but with an Electrical Hazard approved sole to meet the EH rating. This one-piece Vibram® sole offers good traction and can be replaced if worn out.

10" #EH2210 (STEEL TOE)

12" #EH2212 (STEEL TOE)

16" #EH2216 (STEEL TOE)

- Electrical Hazard Approved Sole
- Steel Toe Meets ASTM Standards
- Available in 10", 12" and 16" Heights
- D and E Widths Available
- 8-12 w/ Half Sizes, 13



10" TROOPER® LINEMAN

The Trooper Lineman Boot has quickly become the boot linemen associate with comfort and easy break-in. We've taken a 7 oz. leather upper and added a thick cushioned crepe mid-sole for comfort. Next, our dual steel shanks are added for outstanding climbing support. Your choice of a Vibram® or claw-lug sole completes this boot. Available in non-insulated soft toe or insulated soft toe with 400 gram Thinsulate®. *(The Trooper has a water-resistant lining. Although waterproof failure is rare in the construction of this boot, Hoffman's will not warranty the waterproofness of this boot.)*



#LTRPI Insulated

#LTRP Non-insulated

- Dual Steel Shanks for Climbing Support
- Available in Non-Insulated and Insulated
- Water-Resistant Liner Keeps Water Out
- **Insulated**
Sizes 7-12 w/ Half Sizes, 13
(D width)
8-12 w/ Half Sizes, 13 (EE Width)
- **Non-insulated:**
Sizes 7-12 w/ Half Sizes, 13, 14
(D width),
8-12 w/ Half Sizes, 13 (EE width)

ROPERS

10" ROPER LINEMAN *(safety toe optional)*

Our Roper Lineman is a pull-on style boot built with linemen in mind. Easy to get on and off without the hassles of lacing, this boot still has many of the quality features that have made our other lineman boots so popular. Focusing on light weight, this boot features a combined leather and Cordura upper. We added a waterproof lining to keep your feet dry. Our dual shanks and sturdy midsole provide your feet with climbing support not found on other pull-on style boots. Our Roper Lineman also features a cushioned insole, optional steel toe and Vibram® lug soles for longtime wear.

#Roper (Non-Steel Toe)


#STRoper (Steel Toe)

- Pull-on ease and comfort
- Dual Steel Shanks
- Waterproof Liner
- Leather/Cordura Upper
- Optional ASTM Steel Toe
- D and EE Widths Available
- Sizes 7–12 w/ Half Sizes, 13



HOFFMAN 12" RANCHER AND GRINDSTONE

Rancher Grindstone



The New Hoffman Ropers are a solid choice for a pull-on style work boot with a hint of style. The 5 ½ oz. leather upper is designed to offer comfort and longevity. Their easy on, easy off performance makes this style of a boot a favorite for guys looking for a boot with no laces.

A waterproof membrane is added to keep you dry no matter what the weather is doing. A durable Vibram work sole, re-enforced triple ribbed climbing shank and a heavy duty mid-sole are added to provide stability and support.

Waterproof heel counters, cushion insoles and a square toe design for extra width make this pull-on an instant favorite. Rancher available in soft or steel toe. Grindstone available in composite toe only.

#Rancher (Soft Toe – Dark Leather)

#Rancher ST (Steel Toe – Dark Leather)

#Grindstone (Composite Toe Lighter Leather)

- EH Rated
- Wide Square Toe
- Waterproof Membrane
- Cushion Insole
- Sizes D: 7-12 w/ Half Sizes, 13, 14
EE: 8-12, 13



HIKERS

LINEMAN HIKER *(composite toe optional)*

The Hoffman Lineman Hiker offers you the support and comfort found in all our climbing boots. Double mid-soles, combined with our dual steel shanks, provide superb climbing support. Rebuildable Vibram® lug soles and heels allow for extended wear and support for climbing safety. The rugged Cordura nylon and leather uppers allow you to stay cool and comfortable on hot days. An added water-resistant liner will help keep you dry in all weather conditions. Available in soft toe or ASTM-approved composite toe. *(Although waterproof failure is rare in the construction of this boot, Hoffman's will not warranty the waterproofness of this boot.)*

#LHiker (Soft Toe)

#STHiker (Composite Toe)

- Dual Steel Shanks
- Lightweight Leather/Cordura Uppers
- Water-Resistant Liner
- Meets 2413-18 (Composite Toe) or 2892-18 (Soft Toe) EH rating
- D and EE Widths Available
- Resolable For Years of Service
- Steel Toe Optional
- Sizes 7–12 w/ Half Sizes, 13, 14 (D width)
8–12 w/ Half Sizes, 13 (EE width)



ALL-LEATHER HIKER *(composite toe optional)*

Comfort, support and stability: all words that describe our 6" All-Leather Hiker. This boot features the same durable features as our regular Lineman Hiker— dual shanks, a water-resistant lining and a rebuildable rugged outsole, plus the addition of all-leather uppers. Whether you're on the pole or on the ground, you will enjoy the support and comfort this hiker provides. *(Although waterproof failure is rare in the construction of this boot, Hoffman's will not warranty the waterproofness of this boot.)*

#450 (Soft Toe)

#450CT (Composite Toe)

- All Leather Upper
- Dual Steel Shanks
- Soft or Composite Toe
- Meets 2413-18 (Composite Toe) or 2892-18 (Soft Toe) EH Rating
- Waterproof Liner
- D and EE Widths Available
- Sizes 7–12 w/ Half Sizes, 13, 14 (D width);
8–12 w/ Half Sizes, 13 (EE width)



HOFFMAN LINEMAN FELT PAC

Our Hoffman Lineman Felt Pac features the same quality rubber that our pro-series boots have successfully used for years. The Malaysian rubber bottoms feature an added layer of reinforced material to the hand-laid rubber, which strengthens it. This results in a longer lasting rubber bottom that resists cracking and prolongs the wear of these boots. The Hoffman Lineman Felt Pac also features our dual steel shanks, a heavy duty 7-7 ½ oz. leather upper and our popular claw-lug sole for outstanding traction. A removable 9mm felt liner adds excellent warmth, and this boot is available in 10", 12" or 14" heights. Try a pair of our New Hoffman Lineman Felt Pacs and you'll see why our customers tell us that their Hoffman Pacs are the most comfortable and supportive boots they own. Made in USA.



#L13

- Dual Steel Shanks for Climbing Support
- 9mm Removable Felt Liner for Cold Conditions
- High Grade, Reinforced Rubber Bottoms
- Rebuildable For Years of Service
- Available in 10", 12" and 14" Heights
- Sizes 7– 14 (Whole Sizes Only)

FITTING TIPS:

Hoffman felt pac run true to size.

Whole size: order the same.

Half size: order down (i.e.: 9½ would order 9)
unless you have a wide foot.





HIGHLINE EH STEEL TOE LINEMAN PAC

Does your job require you to wear a safety toe boot? Our Highline Steel Toe Felt Pac meets this need.

This boot has all the same features as the Hoffman Lineman Felt Pac, including our newly reinforced rubber bottoms with an added layer of material to resist cracking and prolong the life of the boots. The safety toe meets the ASTM 2413-18 standard and the boot is also EH rated for your safety. Our dual steel shanks, heavy leather uppers and 9mm felt liners complete this wonderful boot. Like all of our Hoffman Pacs, the Highline is rebuildable for years of service – something you've come to expect from Hoffman's.



#L14EH

- EH-approved Construction
- Dual Steel Shanks for Climbing Support
- 9mm Removable Felt Liner for Cold Conditions
- Steel Toe Reinforced Rubber Bottom
- Available in 10", 12" and 14" Heights
- Sizes 7–14 (Whole Sizes Only)

THINSULATE® LINEMAN PAC *(steel toe available)*

Our Thinsulate® Lineman Pac is very popular with those who work in milder weather conditions. Lined with a removable Thinsulate®/wool/cambrelle liner, this boot is an excellent choice for those looking for a slimmer alternative to felt pacs. Equipped with our dual steel shanks, the Thinsulate® Lineman Pac provides your arches with support unmatched by any other lineman boot of its kind. Our 100% handmade waterproof bottom has an added layer of polyester and polyamid incorporated into the pure natural rubber to resist cracking and extend the life of the boot. If you're a lineman who works in slushy, cool conditions, this boot was made for you.

#L12 (Soft Toe) #L12ST (Steel Toe)

- Dual Steel Shanks for Climbing Support
- Thinsulate Liner for Mild Conditions
- Industrial Grade Rubber Bottoms
- Rebuildable For Years of Service
- Optional Steel Toe Available
- Available in 10", 12" and 14" Heights
- Sizes 6–14 (Whole Sizes Only)



FITTING TIPS: Hoffman Thinsulate-lined pacs tend to run small. Add 1 size to your current shoe size. (i.e.: Size 9 or 9½ would order a size 10)



NEW 8" CREW BOSS

Our newly designed Hoffman Crew Boss boot blends the lightweight and supportive benefits of our mountaineering boots with the fire-resistant features used for NFPA standard. This lace-to-toe style boot was designed for forestry work and fire cleanup, and features Vibram's highly heat-resistant, anti-slip sole, which gives you a greater foothold on all types of surfaces. Our one-piece leather upper is designed with a fire-resistant, 2.8 mm leather and is stitched with flame-resistant Kevlar thread. Our full-length 5½ mm tapered nylon midsole provides excellent stability, while allowing the boot to bend while ascending. The inner lining is designed with a multi-layer Arona fabric that provides high breathability and comfort. Cushioned contour insoles and fire-retardant laces complete this wonderful boot. Note: Although this boot has many of the same characteristics of an NFPA-approved boot, it is not certified to NFPA standards. Manufactured in Italy.

Crew Boss Features:

- Lace-to-Toe Design for Outstanding Support
- Vibram's High-Traction, Flame-Proof Sole
- Superb Cushioning and Comfort Without the Weight
- Kevlar Stitching in Upper
- Fire-Resistant Full Grain 8" Leather Uppers
- Sizes 7–12 w/ Half Sizes, 13, 14 (Medium); 8–12 w/ Half Sizes, 13 (Wide Width)

#Boss





HOFFMAN FIRELINE

Hoffman's has had the privilege of working with and designing many top quality boots over the years with Meindl out of Germany. With several requests from our customers to design a Mountaineering style boot with fire-resistant characteristics, we went to work. The results of our endeavor is the New Hoffman Fireline boot, a lightweight, functional boot designed to meet many of the NFPA standards for use by forestry workers and cleanup crews. The Fireline's one-piece leather vamp, fire-resistant soles and stitching, dual lace control zones and moisture-absorbing inner lining make this boot another great Hoffman/Meindl pairing. Note: Although this boot has many of the same characteristics of an NFPA-approved boot, it is not certified to NFPA standards.



Fireline Features:

- Vibram's High Traction, Flame-Proof Sole
- All Stitching is Flame-Resistant
- Full Grain Leather Uppers
- Flame-Resistant Lace
- Two-Zone Lacing System to Adjust the Tension
- Separately on Different Sections of the Boot
- Lightweight and Cushioned For All-Day Comfort
- Sizes 7–12 w/Half Sizes, 13, 14 (Medium Width)

#Fireline

6" EXPLORER LIGHT

Lightweight, supportive and all day comfort is everything you could ask for in a high performance hiking boot. The Explorer Light combines premium full grain leather, supportive nylon midsoles, and a high-traction Vibram Masai Outsole for excellent traction. Whether it's multiple days back packing through the Bob Marshall Wilderness or a weekend hike, the Explorer Light will perform to your highest expectations. Made in Italy.

Explorer Light Features:

- One-Piece Vamp Construction Eliminates Seams That Can Cause Discomfort.
- 6½" Tall Uppers Constructed With 2.8 – 3.0 mm Amphibious Full-Grain Waterproof Leather. Simply The Best Quality Leather Available.
- Heavy Nylon Midsoles Provide the Support Needed On Uneven Terrain.
- Waterproof Sympatec Membrane Keeps the Moisture Out While Allowing the Boot to Breathe.
- Heavy Duty Rubber Rand Adds Protection and Support To the Upper.
- Sizes: Medium Width (7-13 w/ Half Sizes, 14, 15)
Wide Width (8-13 w/ Half Sizes, 14)

Weight 3.5 lbs

#6Expl Lt



8" EXPLORER

The Hoffman Explorer is an uninsulated, lightweight mountaineering boot designed to offer unsurpassed support, ankle stability and comfort. The Explorer's 8" one-piece 2.8-3.0 mm leather uppers, combined with a durable rubber rand, protects your feet from thick underbrush and rocky terrain. A breathable waterproof Sympatec membrane keeps you dry and comfortable when Mother Nature doesn't cooperate. Heavy duty full-length nylon insoles provide all day stability and support without giving up flexibility. Made in Italy.

Explorer Features:

- One-Piece Vamp Construction Eliminates Seams That Can Cause Discomfort.
- 8" Tall Uppers Constructed With 2.8 – 3.0 mm Amphibious Full-Grain Waterproof Leather. Simply the Best Quality Leather Available.
- Heavy Nylon Midsoles Provide the Support Needed On Uneven Terrain.
- Waterproof Sympatec Membrane Keeps the Moisture Out While Allowing the Boot To Breathe.
- Vibram 1212 Masai High-Traction Mountain Sole For Excellent Traction
- Non-Insulated Designed For Mild Conditions.
- Sizes: Medium Width (7-13 w/ Half Sizes, 14, 15)
Wide Width (8-13 w/ Half Sizes, 14)

Weight 4 lbs

#8Expl



8" INSULATED 400 EXPLORER

When the temperature drops and the weather turns, you will be glad you invested in a pair of our Insulated Explorer boots. Built with 400 grams of Thinsulate and a heat-regulating Windtherm lining, our Insulated Explorer will help keep you warm and dry on your late season adventure. The Vibram Arctic Grip sole, which is the most advanced weather-gripping system Vibram has ever created, provides excellent durability and traction in cold weather conditions. Made in Italy.

Insulated Explorer Features:

- One-Piece Vamp Construction Eliminates Seams That Can Cause Discomfort.
- 8" Tall Uppers Constructed With 2.8 – 3.0 mm Amphibious Full-Grain Waterproof Leather. Simply the Best Quality Leather Available.
- Heavy Nylon Midsoles Provide the Support Needed On Uneven Terrain.
- Waterproof Sympatec Membrane Keeps the Moisture Out While Allowing the Boot to Breathe.
- Sizes: Medium Width (7-13 w/ Half Sizes, 14, 15)
Wide Width (8-13 w/ Half Sizes, 14)

Weight 4.1 lbs

#8InsExp



10" HUNTER AND INSULATED 800 HUNTER

Looking for a taller hunting style boot? Our Hunter series features a 10" upper and is available in both non-insulated or with a lofty 800 grams of thinsulate. The Non-Insulated Hunter has all the great features as the 8" Explorer with additional height added. The Insulated Hunter features 800 grams of thinsulate and the high traction Vibram Bristol sole for excellent grip in cold weather. For additional height and support, try a pair of our New Hunter boots.

Hunter Features:

- Available in Non-Insulated or with 800 Gram Thinsulate
- Waterproof Sympatec Membrane
- Supportive 5 ½ -6 MM Nylon Midsole
- Heavy Duty Rubber Rand for Abrasion Protection
- Sizes: Medium Width (7-13 w/ Half Sizes, 14, 15);
Wide Width (8-13 w/ Half Sizes, 14)

#Hunter (Non-Insulated)

#Hunter800 (Insulated)



6" MEINDL GROUND BOOT

(single shank, safety toe available)

If you are not climbing, our 6" Meindl ground boots have everything you expect from a high quality, mountaineering style work boot. A premium full-grain leather upper features a seamless, one-piece vamp construction to better protect against abrasion and moisture. A breathable Gore-Tex waterproof membrane helps keep your feet dry in damp weather. The addition of a reinforced rubber rand around the upper is added for abrasion resistance. A Vibram® style lug sole offers durability and sure-grip traction. The 6" Meindl Ground Boot is also available in a soft toe or a ASTM safety toe. A single supportive shank offers support for those working on uneven ground. Cushioned insoles and sturdy rust-resistant hardware make this boot a welcome addition. *(This boot is made for ground use and is not constructed with Hoffman's dual climbing shanks. See Climbers on pages 11-14.)*



#Cruiser Ground (Soft Toe)
#San Ramon Ground (Safety toe)

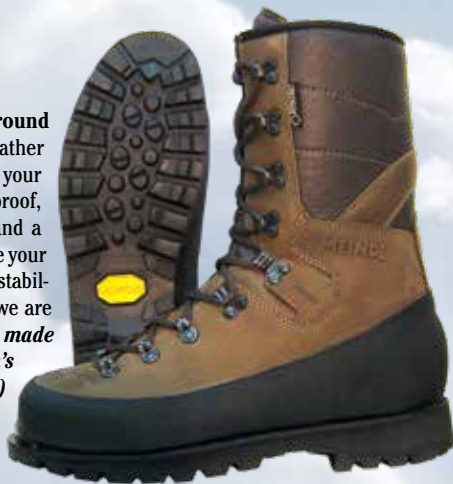
- Single Shank
- Soft Toe or Safety Toe
- EH Rated
- One-Piece Leather Upper
- Gore-Tex Water-Resistant Liner
- Added Rubber Rand for Abrasion Protection
- Sizes 7-12 w/ Half Sizes, 13

FITTING TIPS: All Meindls order 1/2 size smaller than normal.

10" MEINDL GROUND BOOT

(single shank, safety toe available)

A serious boot for rugged ground use, the 10" Meindl Ground Boot is made with a one piece vamp of 3 mm top grain leather on top of stiff nylon midsoles for support. Available with your choice of soft toe or an ASTM approved toe. A waterproof, breathable Gore-Tex membrane helps keep you dry and a cushioned insole adds additional comfort. Sure to become your favorite work boot due to its awesome lateral support and stability. Try a pair of our Meindl Ground boots and see why we are excited to add this line of fantastic boots. *(This boot is made for ground use and is not constructed with Hoffman's dual climbing shanks. See Climbers on pages 11-14.)*



- Single Shank
- Soft Toe or Safety Toe
- Insulated or Non-insulated
- EH Rated
- One-Piece Leather Upper Gore-Tex Water-Resistant Liner
- Added Rubber Rand for Abrasion Protection
- Sizes 7-12 w/ Half Sizes, 13

#Logger Ground (Soft Toe)
#Eureka Ground (Safety toe)
#InsulatedKootenai Ground (Soft Toe)
#Insulated Sierra Ground (Safety Toe)

